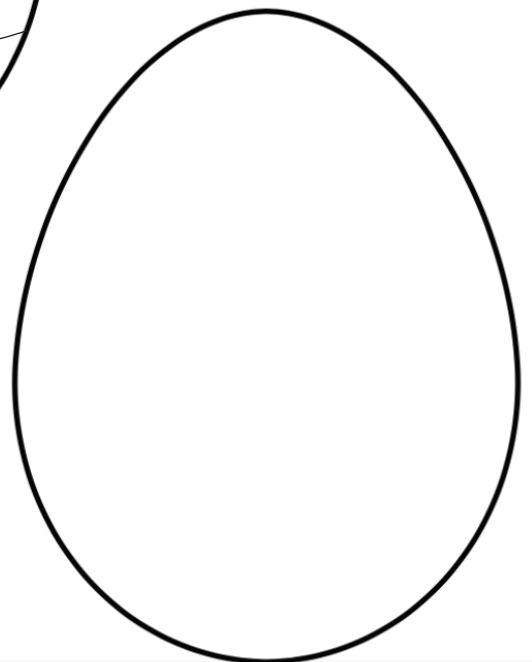







SOCIAL DISTANCING EASTER EGG HUNT

Don't worry about staying in the lines, add some color to your WVU eggs and display them proudly in your window!






1. Print out this page.
2. Decorate your eggs! Get creative with crayons, stickers, or other materials.
3. Cut out the eggs.
4. Put the eggs in your windows for people to see as they pass by outside!
5. Have a social distancing Easter Egg hunt around your neighborhood!




1. Print out this page.
2. Decorate your eggs! Get creative with crayons, stickers, or other materials.
3. Cut out the eggs.
4. Put the eggs in your windows for people to see as they pass by outside!
5. Have a social distancing Easter Egg hunt around your neighborhood!



1. Print out this page.
2. Decorate your eggs! Get creative with crayons, stickers, or other materials.
3. Cut out the eggs.
4. Put the eggs in your windows for people to see as they pass by outside!
5. Have a social distancing Easter Egg hunt around your neighborhood!



1. Print out this page.
2. Decorate your eggs! Get creative with crayons, stickers, or other materials.
3. Cut out the eggs.
4. Put the eggs in your windows for people to see as they pass by outside!
5. Have a social distancing Easter Egg hunt around your neighborhood!



1. Print out this page.
2. Decorate your eggs! Get creative with crayons, stickers, or other materials.
3. Cut out the eggs.
4. Put the eggs in your windows for people to see as they pass by outside!
5. Have a social distancing Easter Egg hunt around your neighborhood!